

RAILROAD COMMISSION OF TEXAS

CHRISTI CRADDICK, *CHAIRMAN*
WAYNE CHRISTIAN, *COMMISSIONER*
JIM WRIGHT, *COMMISSIONER*

INTERNAL
OIL AND GAS DIVISION
DAVID LINDLEY
ASSISTANT DIRECTOR, FIELD OPERATIONS

MEMORANDUM

May 9, 2025

MEMORANDUM TO: Chairman Christi Craddick
Commissioner Wayne Christian
Commissioner Jim Wright

FROM: David Lindley
Assistant Director, Oil and Gas Division
Field Operations


SUBJECT: Field Operations Section
Monthly Report of State Managed Well Plugging Activities
April 2025, FY 2025

Attached is the monthly report titled "State Managed Well Plugging Activities" for the Field Operations Section of the Oil and Gas Division. This report contains the following:

1. Monthly and cumulative performance measure summaries of the state managed well plugging activities of this Section.
2. Summary graphs of wells plugged, cost of wells plugged, number of salvage operations, and salvage proceeds.

The information contained in this report includes only those wells that have been physically plugged, invoiced by the plugging contractor, and approved for payment by Field Operations. Plugging operations are tracked daily to monitor the progress in meeting the FY 2025 workplan goal of plugging 1,000 wells. As of April 30, 2025, a total of 1,019 wells have been physically plugged, though not all of them have yet been invoiced and approved for payment.

KCW
Attachments


David Lindley
Assistant Director, Oil and Gas Division
Field Operations

cc: (via email)
Wei Wang, Executive Director
Danny Sorrells, Director, Oil & Gas Division
Megan Neal, Director, Office of General Counsel-Enforcement
Paul Delaney, Internal Auditor
R.J. DeSilva, Director Communications
Jarred Shaffer, Office of the Governor
District Directors

RAILROAD COMMISSION OF TEXAS
Oil and Gas Division
Field Operations Section
Monthly State Managed Plugging Activities
April 2025

Outcome Measure: Percentage of Known Orphaned Wells Plugged with the Use of State Funds (State Managed Plugging/Orphaned Wells).

April	0.88 %
Fiscal Year-to-date	9.44 %
Performance Measure Goal	20.0 %

Output Measure: Number of Orphaned Wells Plugged with the Use of State Funds.

April	84
Fiscal Year-to-date	906
Performance Measure Goal	2,200

Output Measure: Total Aggregate Plugging Depth of Wells Plugged with the Use of State Funds.

April	229,523
Fiscal Year-to-date	2,275,461
Performance Measure Goal	4,400,000

Efficiency Measure: Average Number of Days to complete a State Managed Well Plugging. From Contract Award Date

April	23.9
Fiscal Year-to-date	36.7
Performance Measure Goal	50

Explanatory Measure: Number of Orphaned Wells Approved for Plugging with the Use of State Funds.

April	200
Fiscal Year-to-date	1,366
Performance Measure Goal	2,000

Explanatory Measure: Number of Known Orphaned Wells in Non-compliance with the Commission's Plugging Rule.

April	9,599
Performance Measure Goal	7,000

Explanatory Measure: Number of Wells Plugged, by Operators, Without the Use of State Funds.

April	633
Fiscal Year-to-date	4,403
Performance Measure Goal	6,000

Explanatory measure: Percentage of Active Well Operators Who Have More Than 25% of Their Wells Inactive.

April	46.2 %
Performance Measure Goal	48.0 %

Explanatory measure: Numbered shut-in/inactive wells.

April	155,885
Performance Measure Goal	146,000

RAILROAD COMMISSION OF TEXAS
Oil Field Cleanup

Monthly State-Funded Plugging, Pollution Abatement and Salvage Activities
Commissioners Report
04/01/2025 to 04/30/2025

State-Funded Plugging Activities

Number of wells approved for plugging this month	200
Estimated cost of approvals	\$ 7,838,460.00
Number of wells approved for this fiscal year	1366
Number of approved wells remaining to plug	3585
Estimated cost to plug remaining approvals	\$ 167,996,461.64
Number of pluggings completed this month	84
Total cost to plug wells completed this month	\$ 2,168,572.16
Number of pluggings completed this fiscal year	906
Cost of pluggings completed this fiscal year	\$ 37,571,094.90

Pollution Abatement Activities

Number of pollution abatements approved this month	5
Estimated cost of approvals	\$ 26,600.00
Number of pollution abatements approved for this fiscal year	28
Number of pollution abatements remaining	87
Estimated cost to pollution abatements remaining	\$ 841,360.00
Number of pollution abatements completed this month	2
Total cost of pollution abatements completed this month	\$ 6,283.62
Number of pollution abatements completed this fiscal year	28
Cost of pollution abatements completed this fiscal year	\$ 7,911,763.38

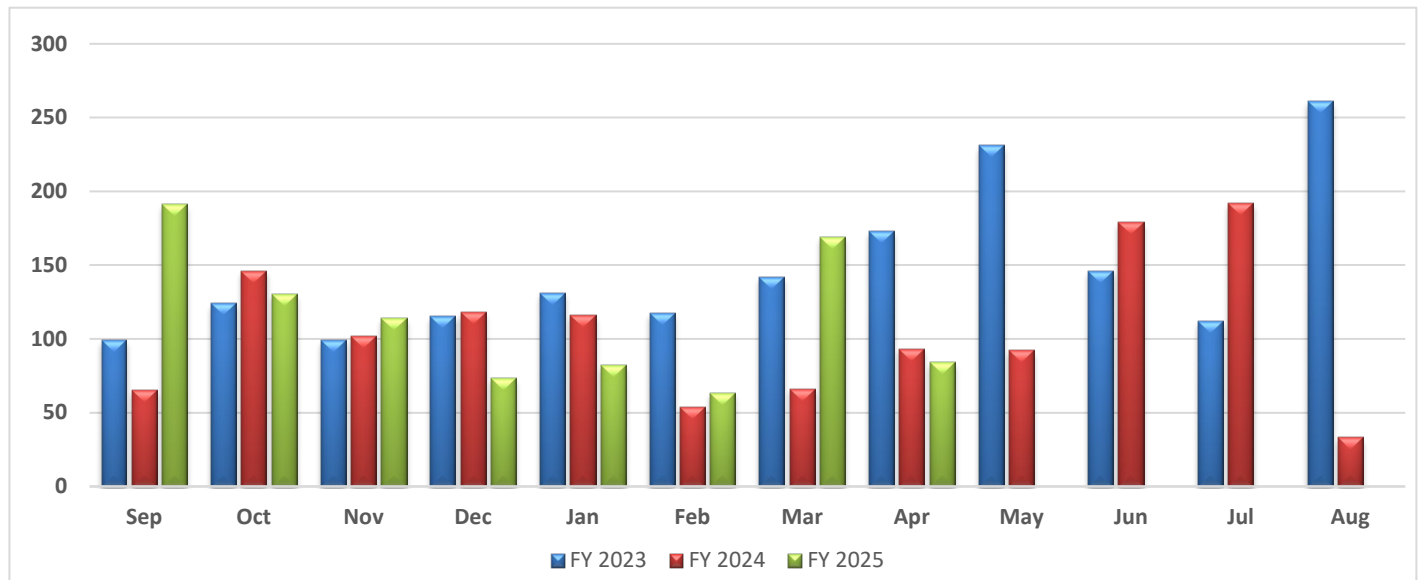
Salvage Activities

Number of salvage activities completed this month	48
Total proceeds received this month	\$ 214,242.75
Number of salvage activities completed this fiscal year	315
Total proceeds received this year	\$ 1,176,480.40

State Managed Well Plugging Program

Monthly Wells Plugged

April 2025

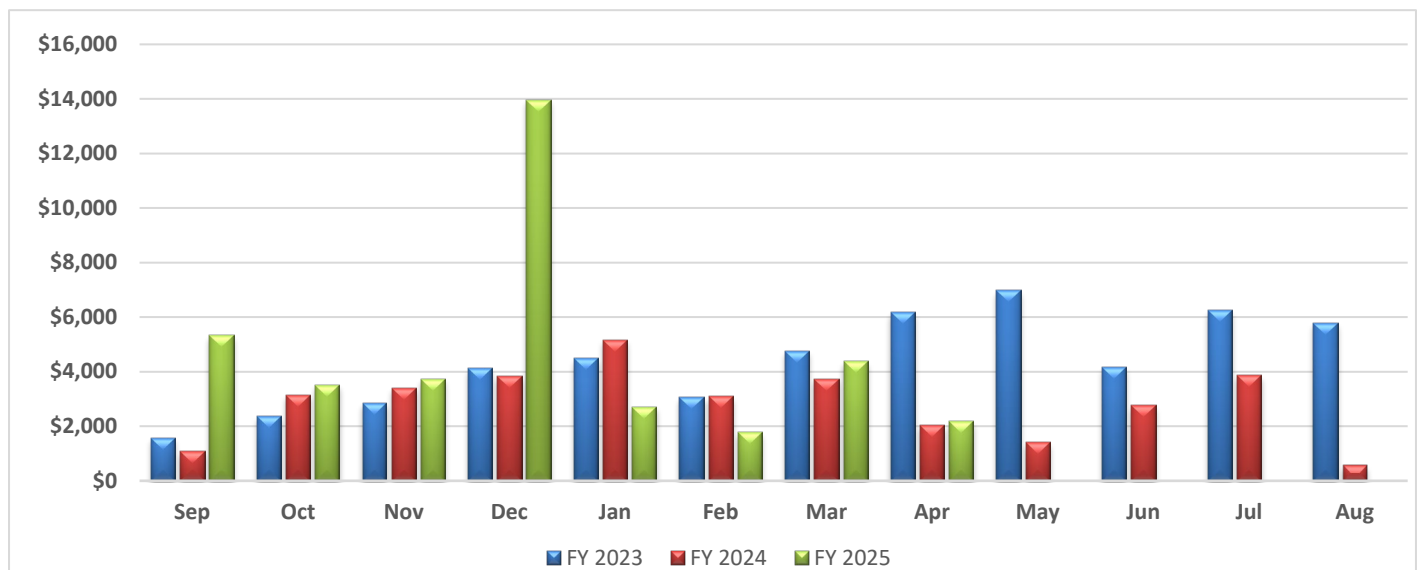


	Sep	Oct	Nov	Dec	Jan	Feb	Mar	Apr	May	Jun	Jul	Aug	Tot
FY 2023	99	124	99	115	131	117	142	173	231	146	112	261	1,750
FY 2024	65	146	102	118	116	54	66	93	92	179	192	33	1,256
FY 2025	191	130	114	73	82	63	169	84					906

State Managed Well Plugging Program

Monthly Cost of Wells Plugged

April 2025

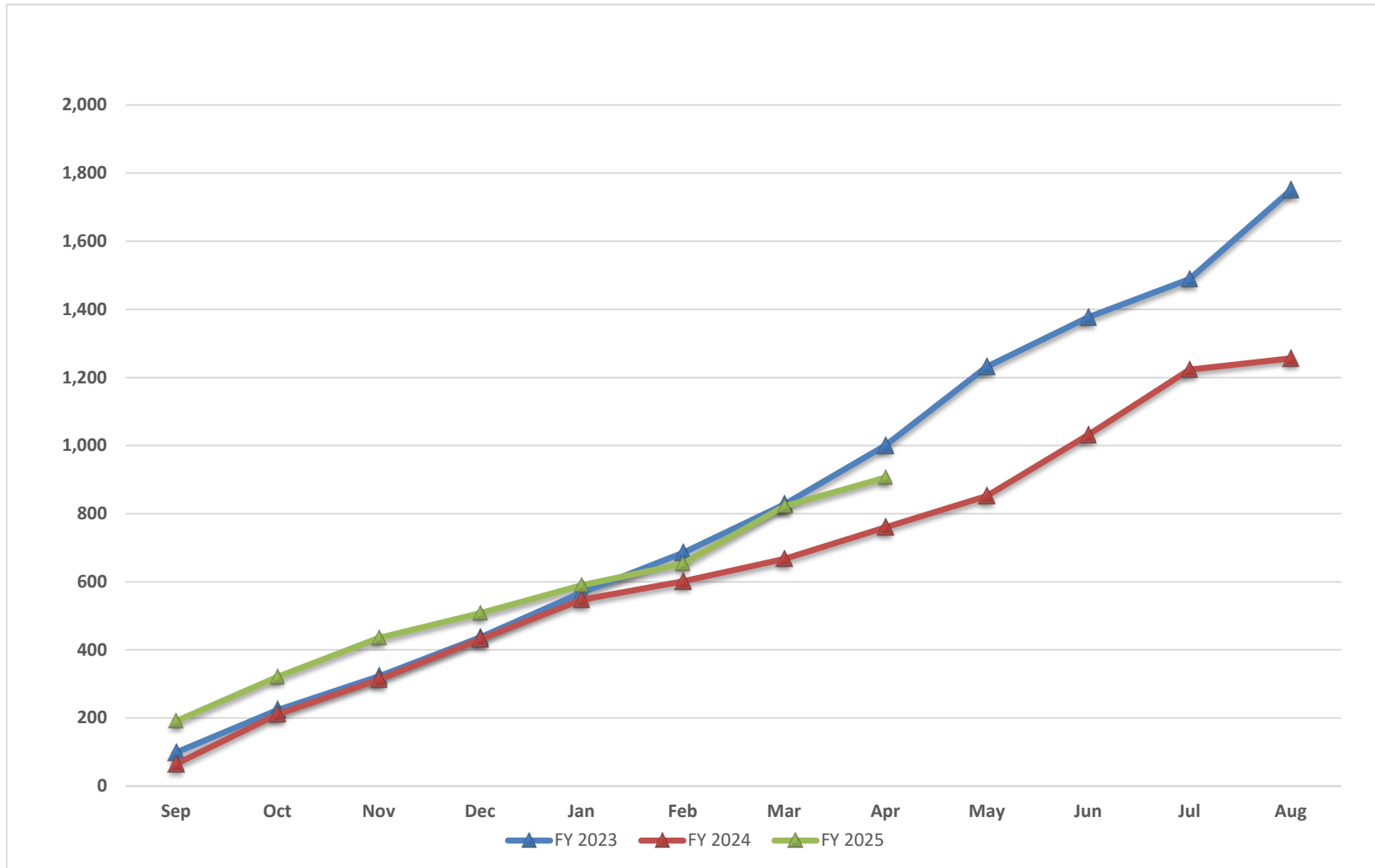


\$M	Sep	Oct	Nov	Dec	Jan	Feb	Mar	Apr	May	Jun	Jul	Aug	Tot
FY 2023	\$1,578	\$2,360	\$2,858	\$4,132	\$4,478	\$3,051	\$4,766	\$6,164	\$6,985	\$4,142	\$6,238	\$5,790	\$52,541
FY 2024	\$1,065	\$3,140	\$3,400	\$3,822	\$5,161	\$3,090	\$3,730	\$2,017	\$1,417	\$2,760	\$3,849	\$550	\$34,001
FY 2025	\$5,321	\$3,515	\$3,728	\$13,952	\$2,712	\$1,785	\$4,389	\$2,169					\$37,571

State Managed Well Plugging Program

Cumulative Wells Plugged

April 2025

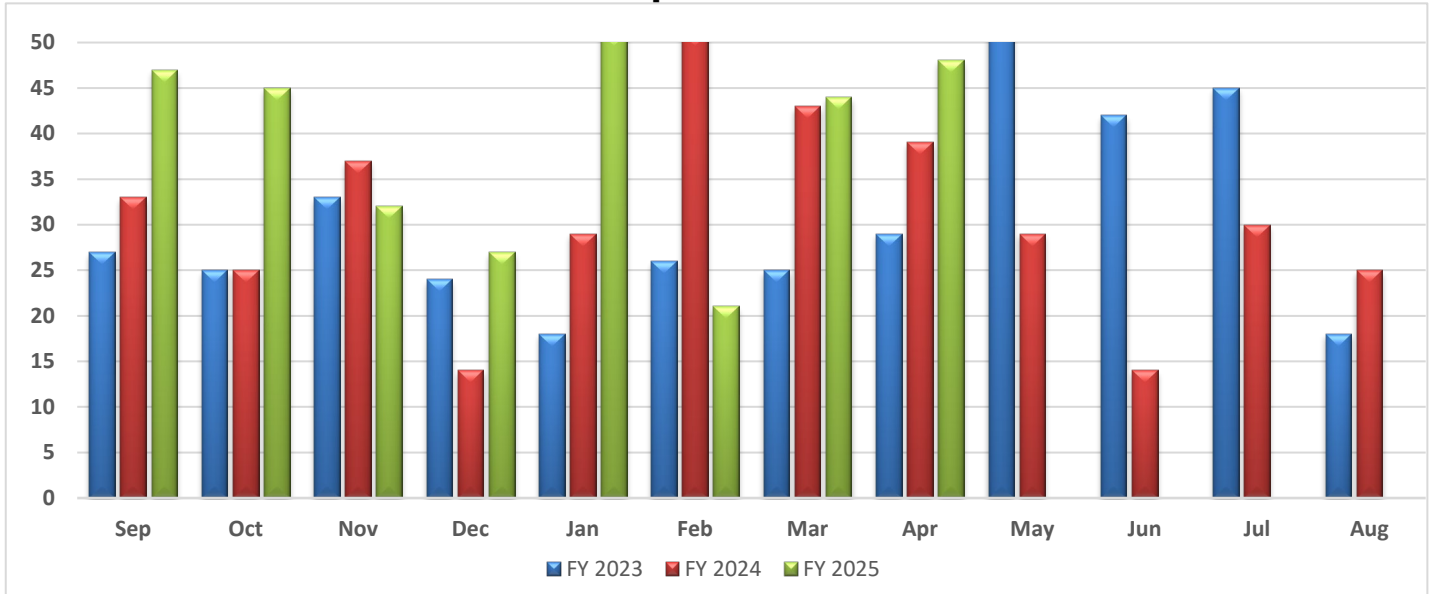


	Sep	Oct	Nov	Dec	Jan	Feb	Mar	Apr	May	Jun	Jul	Aug
FY 2023	99	223	322	437	568	685	827	1,000	1,231	1,377	1,489	1,750
FY 2024	65	211	313	431	547	601	667	760	852	1,031	1,223	1,256
FY 2025	191	321	435	508	590	653	822	906				

State Managed Well Plugging Program

Monthly Salvage Operations

April 2025

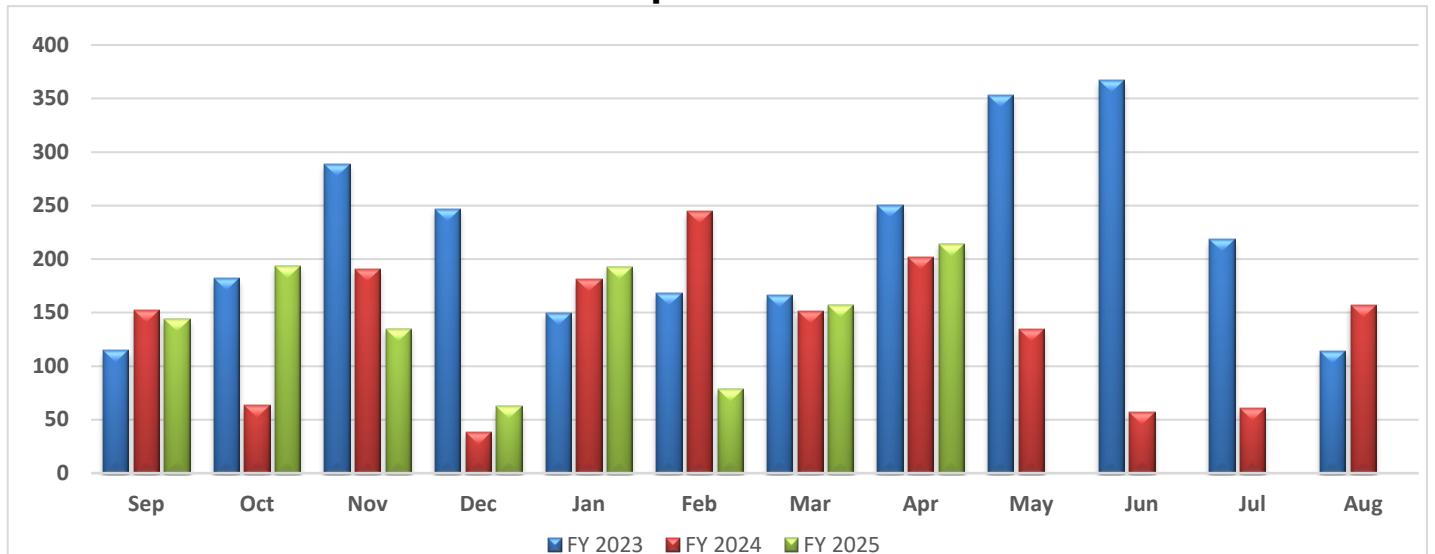


	Sep	Oct	Nov	Dec	Jan	Feb	Mar	Apr	May	Jun	Jul	Aug	Tot
FY 2023	27	25	33	24	18	26	25	29	52	42	45	18	364
FY 2024	33	25	37	14	29	51	43	39	29	14	30	25	369
FY 2025	47	45	32	27	51	21	44	48					315

State Managed Well Plugging Program

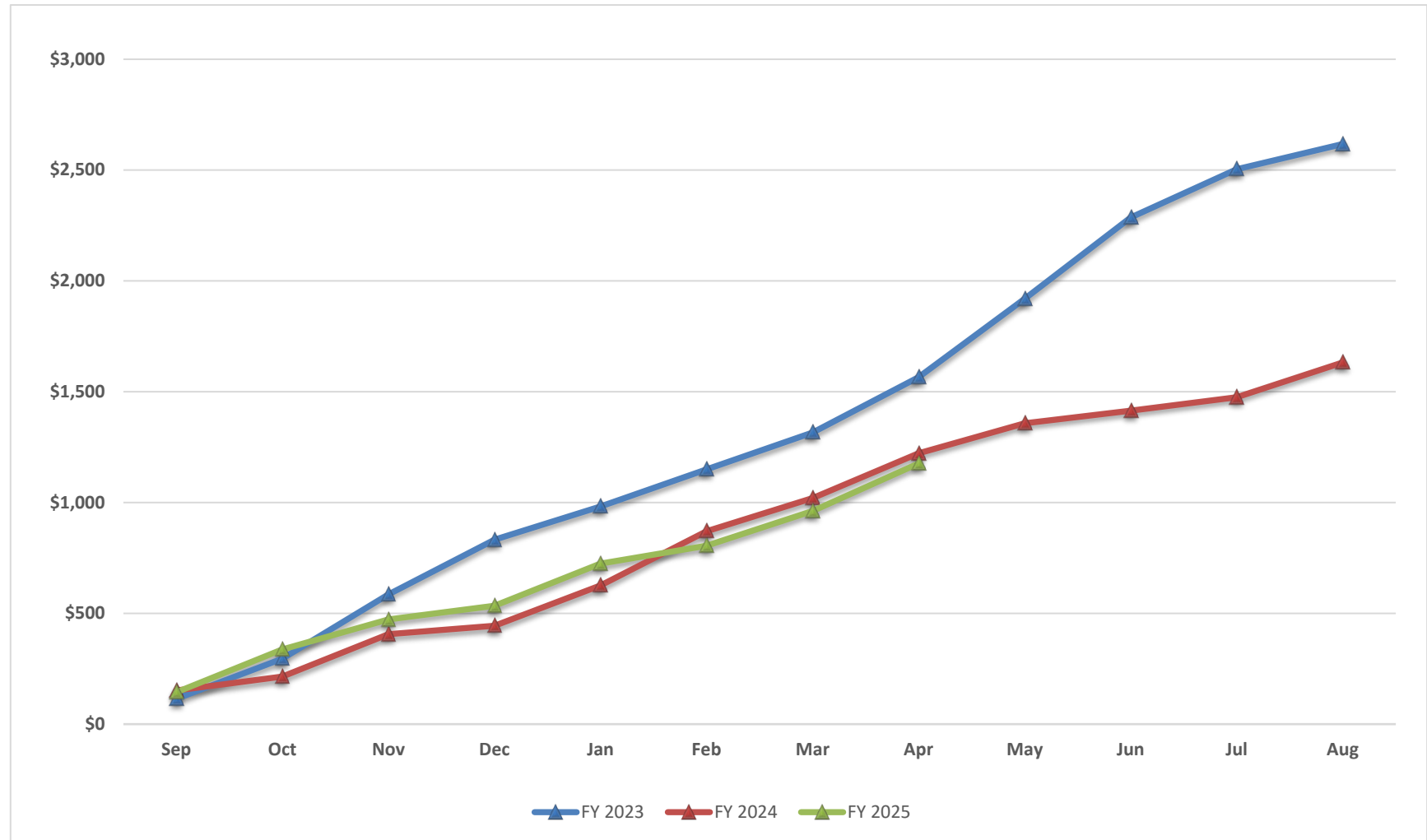
Monthly Salvage Proceeds

April 2025



\$M	Sep	Oct	Nov	Dec	Jan	Feb	Mar	Apr	May	Jun	Jul	Aug	Tot
FY 2023	\$114	\$182	\$289	\$247	\$150	\$169	\$166	\$250	\$353	\$367	\$218	\$114	\$2,617
FY 2024	\$152	\$63	\$191	\$39	\$181	\$245	\$151	\$202	\$135	\$57	\$61	\$157	\$1,632
FY 2025	\$144	\$193	\$135	\$62	\$193	\$78	\$157	\$214					\$1,176

State Managed Well Plugging Program Cumulative Salvage Proceeds April 2025



\$M	Sep	Oct	Nov	Dec	Jan	Feb	Mar	Apr	May	Jun	Jul	Aug
FY 2023	\$114	\$296	\$585	\$832	\$982	\$1,150	\$1,316	\$1,566	\$1,919	\$2,286	\$2,504	\$2,618
FY 2024	\$152	\$215	\$406	\$444	\$625	\$870	\$1,020	\$1,222	\$1,357	\$1,414	\$1,475	\$1,632
FY 2025	\$144	\$338	\$472	\$534	\$724	\$805	\$962	\$1,176				